# Coronal signatures of flares and CMEs

Dr. Karin Muglach
NASA/GSFC and CUA

SW-REDI 2016

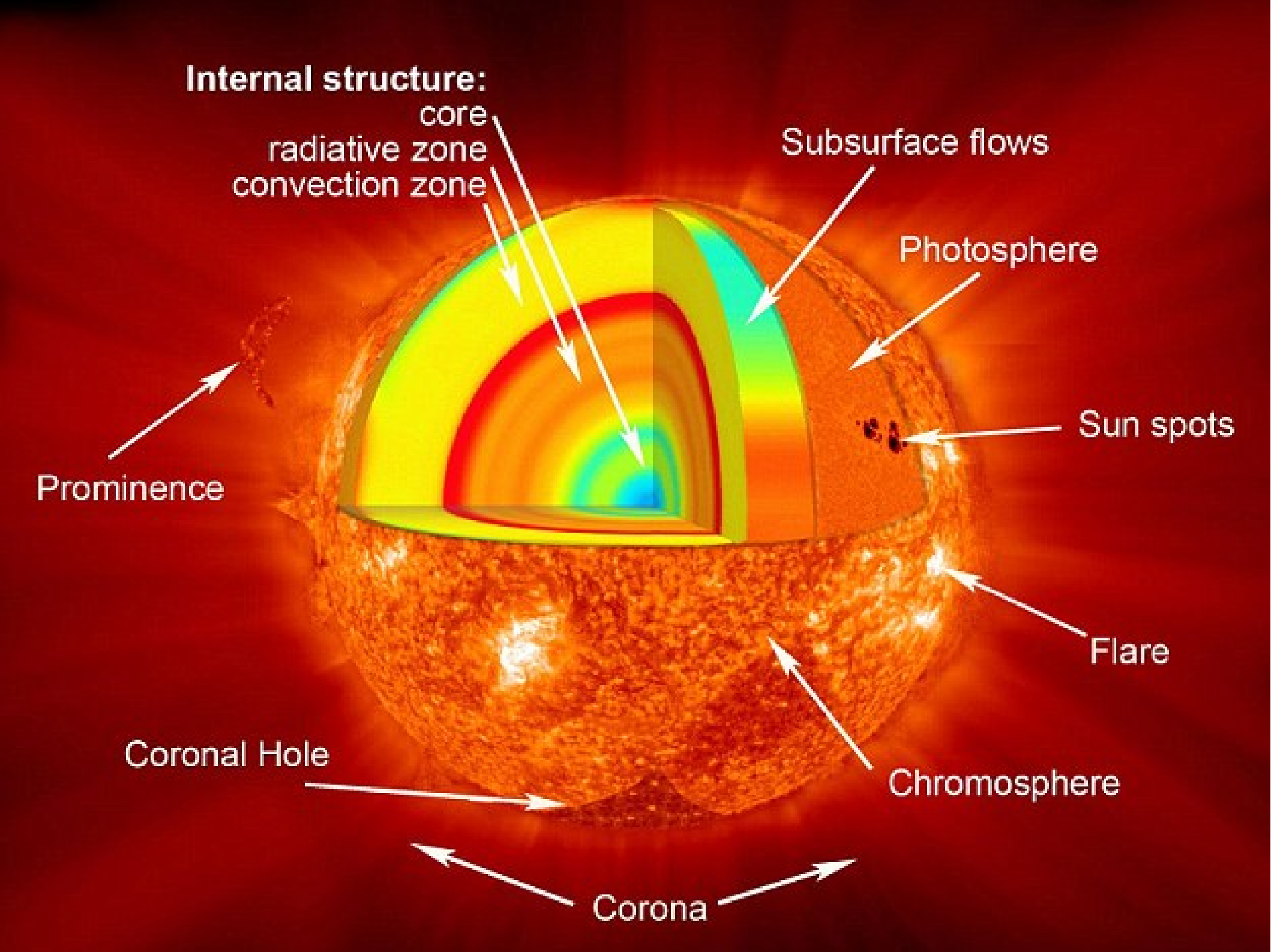
Internal structure:
core
radiative zone
convection zone
Subsurface flows
Photosphere
Sun spots
Prominence
Flare
Coronal Hole
Chromosphere
Corona

# Large Scale Structures Near the Solar Surface

two kinds of measurement to collect information about the Sun:

Remote Sensing and In-situ Measurement

# Key for remote sensing of the sun (and stars): Solar Spectrum

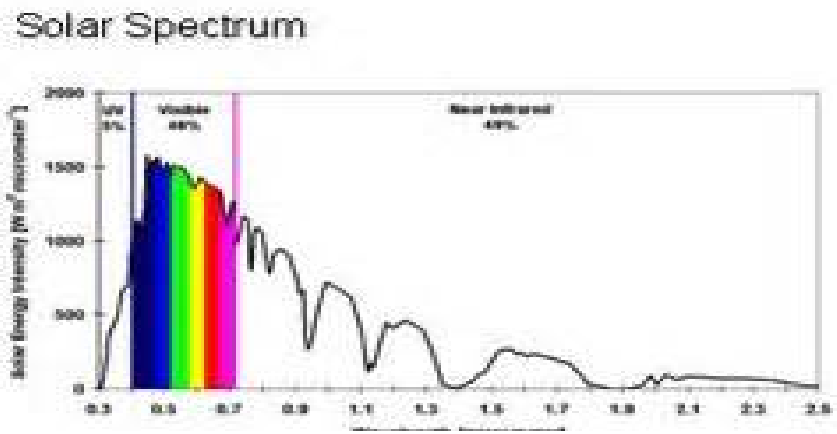


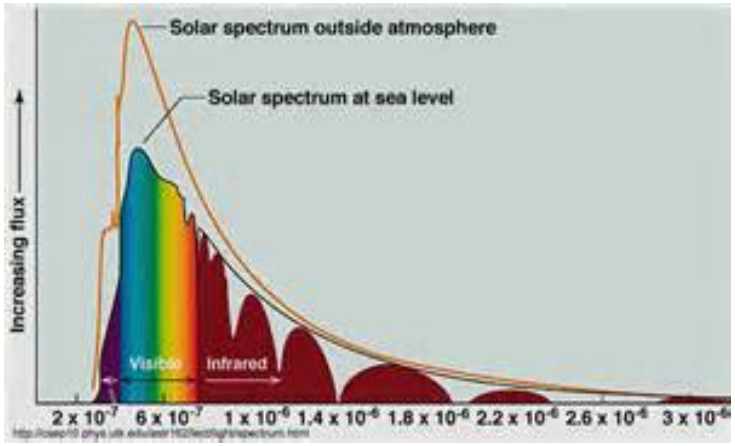


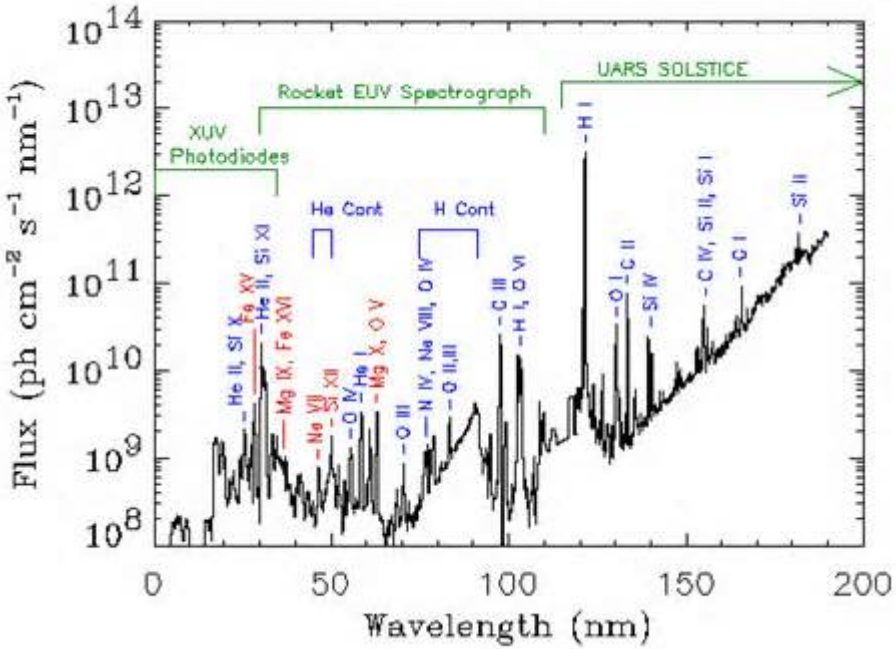


complete solar spectrum

and

EUV part of solar spectrum

# Key for remote sensing of the sun (and stars): Solar Spectrum

***True-Color Irradiance Spectrum 392 to 692 nm from Kitt Peak Residual Irradiance Atlas (Kurucz 2005)***

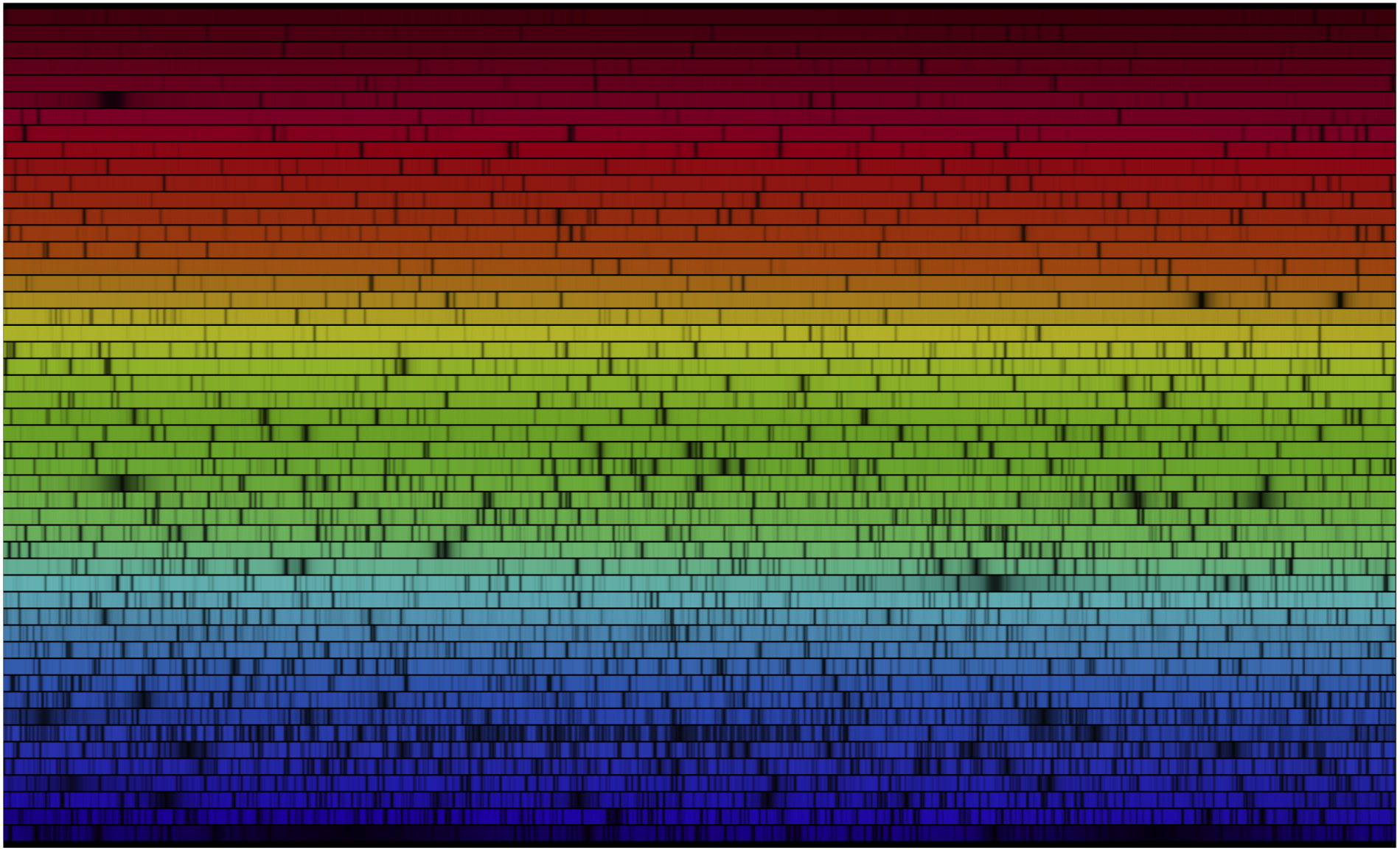

# Key for understanding solar activity: the solar magnetic field






Global magnetic field (extrapolation): 3d structure

Line-of-sight full disk magnetogram: 2d cut at photosphere

# Key for understanding solar activity: the solar magnetic field

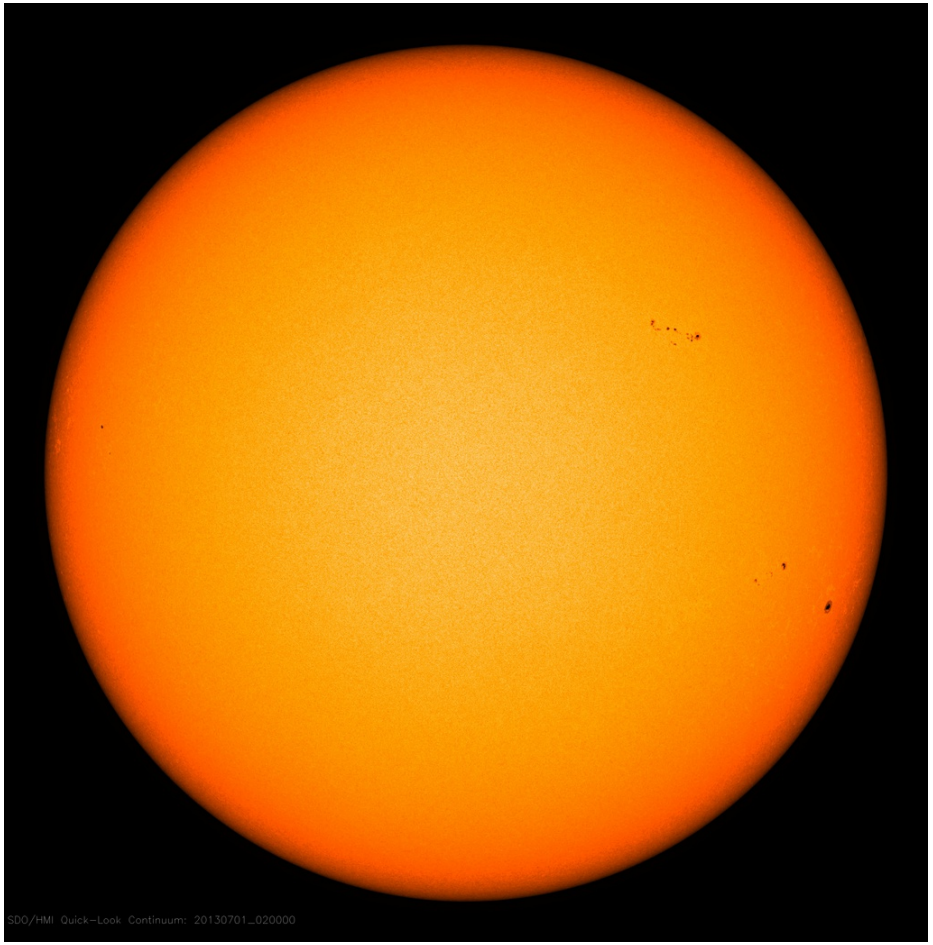





Full disk white light image (SDO), full disk line-of-sight magnetogram (SDO)

# Key for understanding solar activity: the solar magnetic field

Active Region evolution in white light and magnetogram (SDO).

# Key for understanding solar activity: the solar magnetic field

If we just have white light images and magnetograms:

Q: How are the polarities connected?

# Key for understanding solar activity: the solar magnetic field

If we just have white light images and magnetograms:

Q: How are the polarities connected?

A1: extrapolation

A2: corona images: outline (some) of the magnetic field connectivity!

# Key for understanding solar activity: the solar magnetic field







Full disk magnetogram and 171 image (SDO)

# Key for understanding solar activity: the solar magnetic field




Full disk image in H alpha (BBSO): filaments seen as dark absorption structures

# Key for understanding solar activity: the solar magnetic field

.

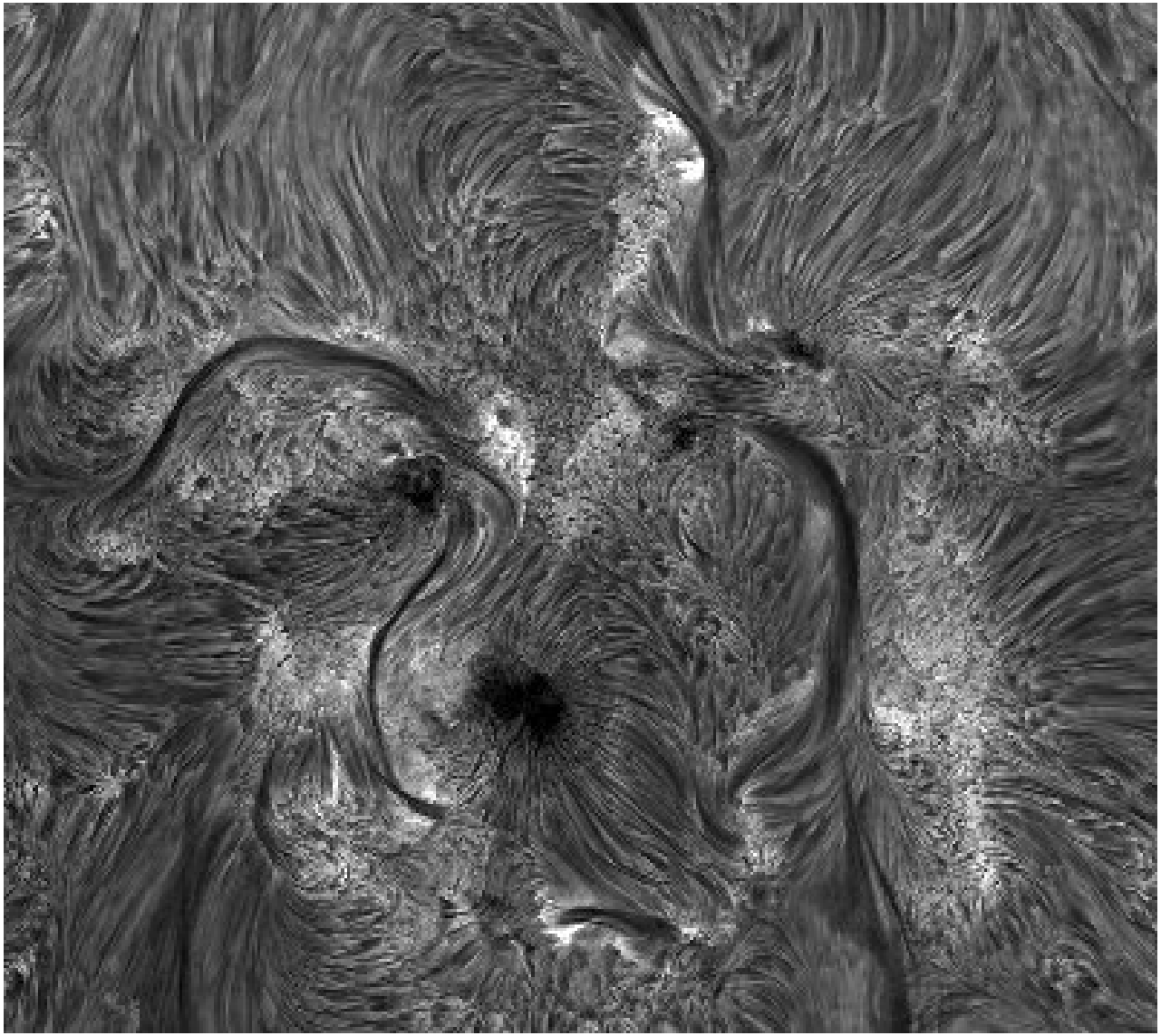

High resolution image in H alpha (Dutch Open Telescope)

filaments seen as dark absorption structures

# Key for understanding solar activity: the solar magnetic field

Example of filaments:

- Quiescent filament in high spatial resolution (Hinode SOT)
- Filament eruption (SDO, composite)

# SIMPLE (!!) cartoon of active region magnetic field

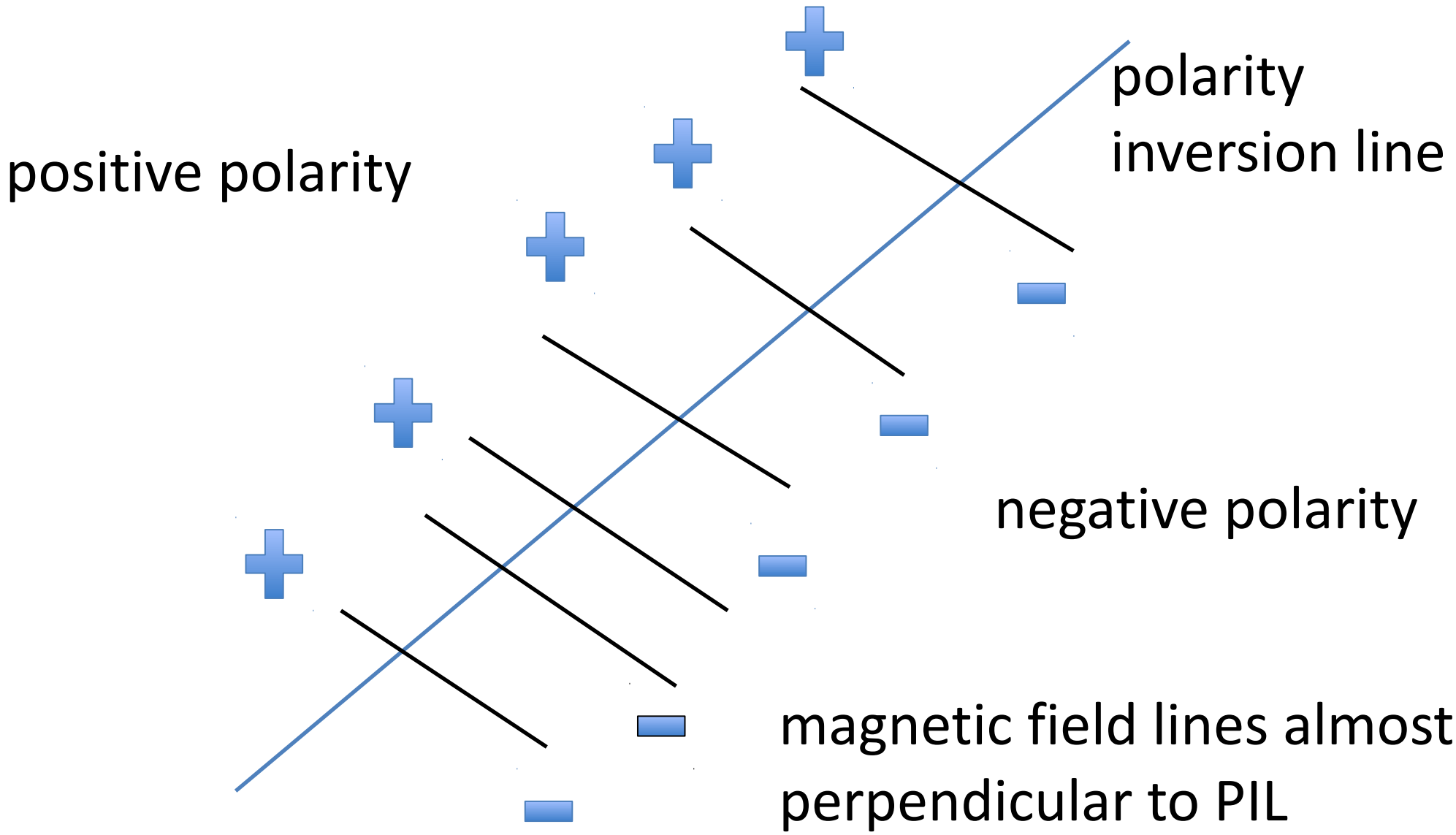

# SIMPLE (!!) cartoon of filament magnetic field

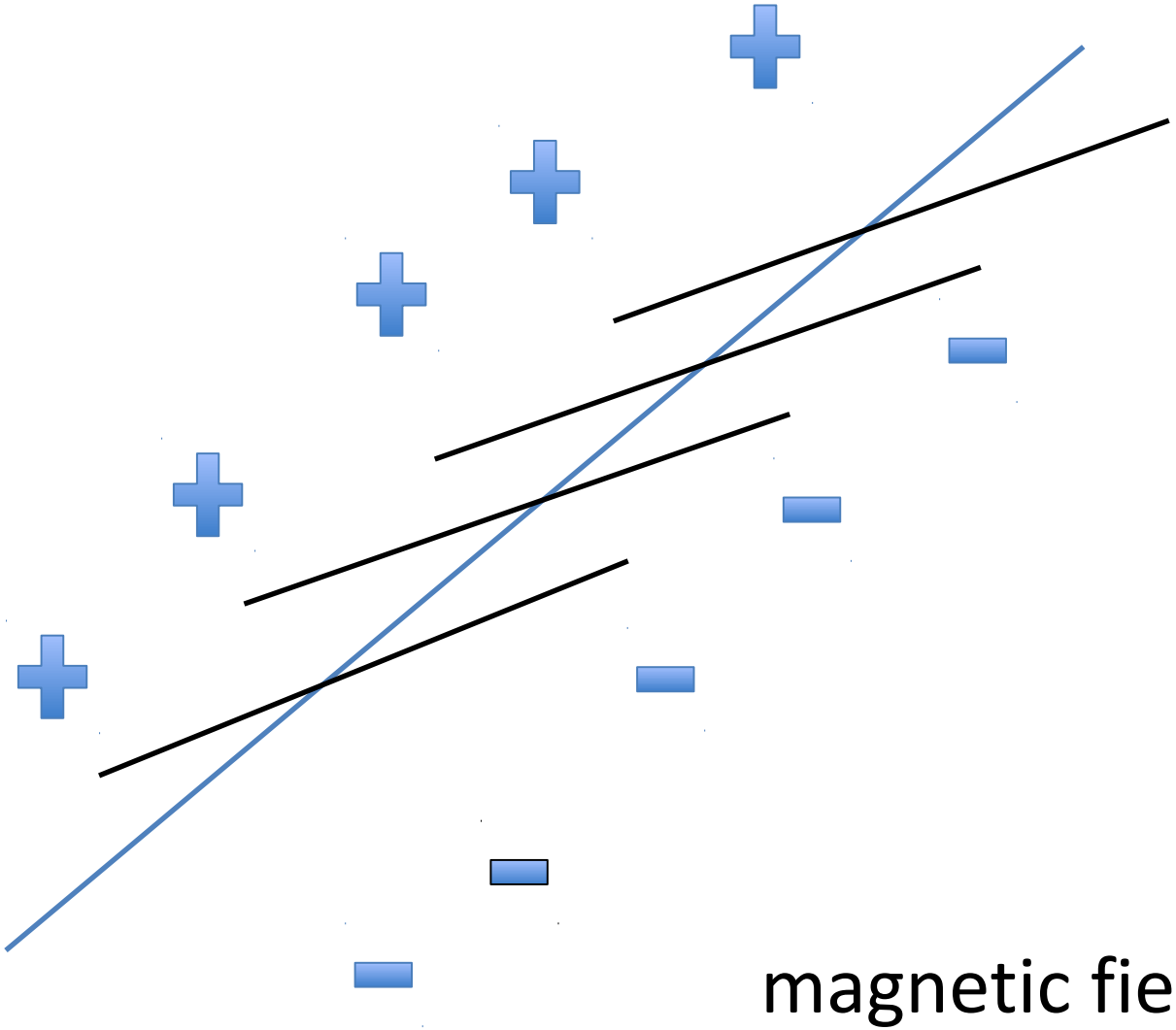

magnetic field lines almost parallel to PIL

# Key for understanding solar activity: the solar magnetic field

Notes on filaments:

- Filament: on-disk structure (seen in absorption)

  Prominence: same structure off limb (seen in emission)
- Best wavelengths: H alpha, He II 304, Fe XII 195 A (AIA, STEREO)
- All filaments have a PIL
- But not all PILs are filaments!

- Caution: full disk magnetograms give only the line-of-sight magnetic field – projection effects near the solar limb!

# Solar Eruptions: Flares and CMEs

- Energy is stored in the solar magnetic field (active regions and filaments): accumulated over a long period of time – days, weeks, months

- Energy is released in eruptions (flares, CMEs): in a short time scale (minutes, hours)

  Magnetic energy is converted to thermal energy (and radiative energy) and kinetic energy (e.g. mass motion in CMEs and SEPs)

# Solar Eruptions: Flares and CMEs

Solar Flares: Event that releases X-rays

X-ray monitor on-board GOES spacecraft (in Earth orbit), full disk monitor (no spatial information of location of flare on the sun)

larger events radiate also in other wavelengths especially in UV, EUV (and radio) → use SDO/AIA images to determine location!

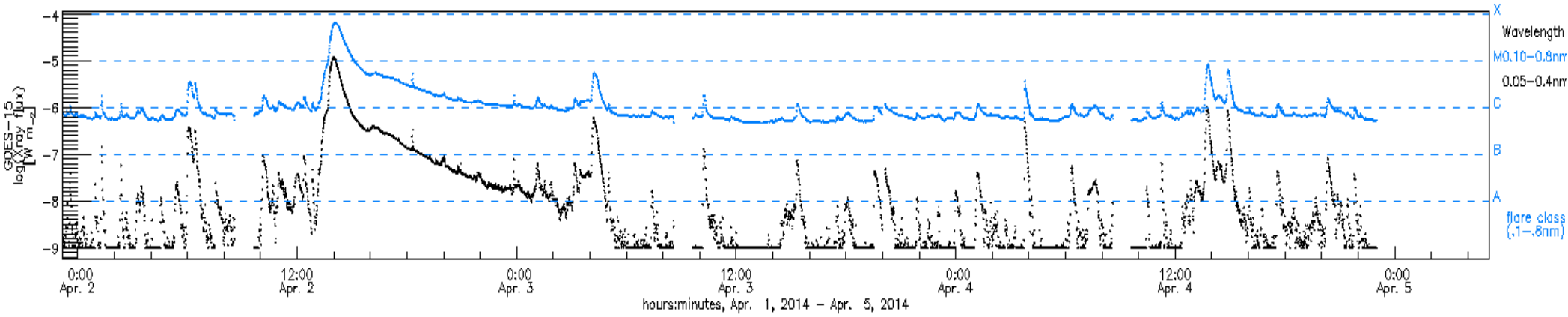

# Solar Eruptions: Flares and CMEs

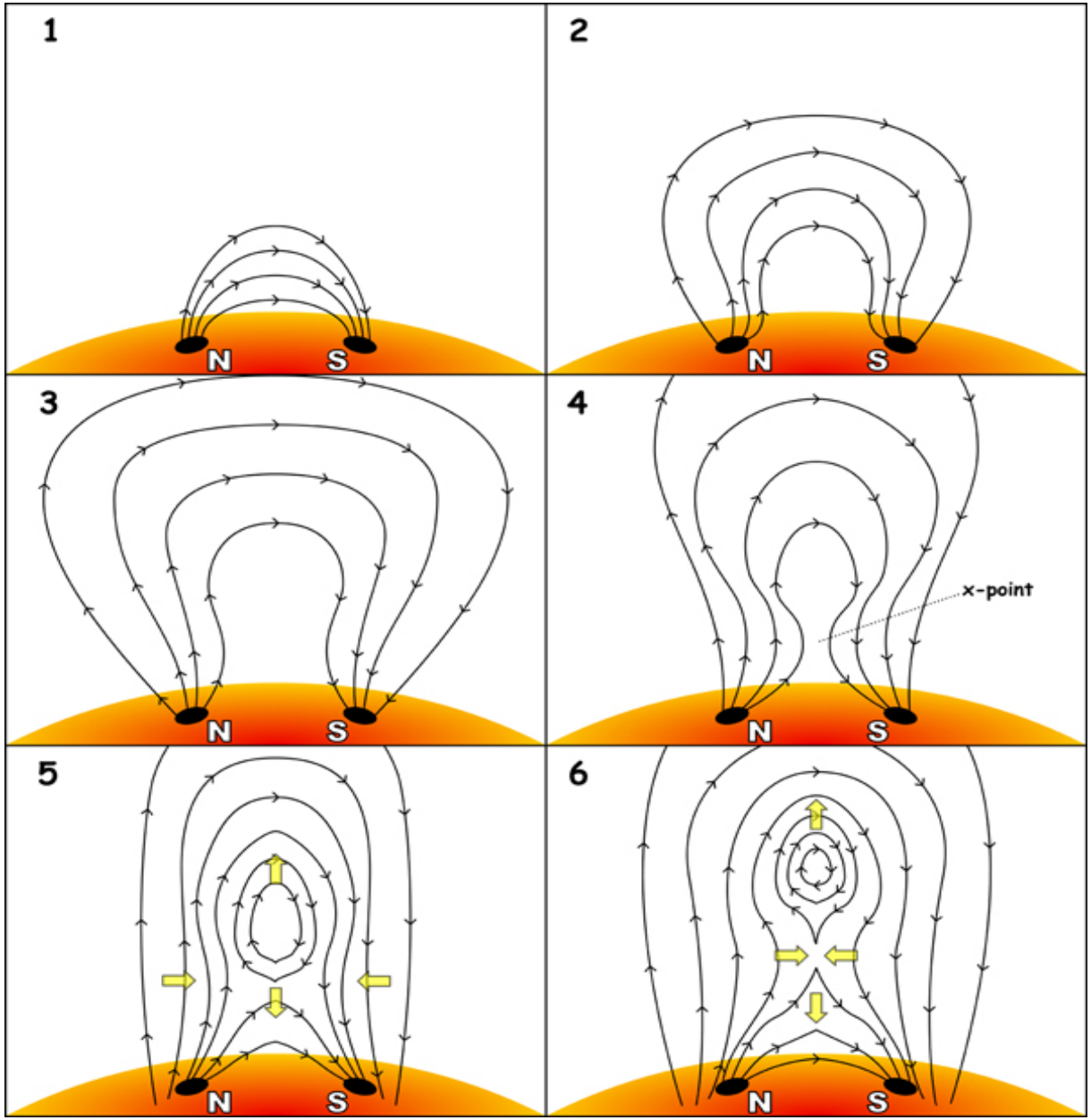


one possible scenario for an eruption:

- reconnection at the x-point (energy release)
- CME escapes upward, field-lines open up
- Post-eruptive loops appear below x-point (additional heating)

# Solar Eruptions: Flares and CMEs

Caution: the real sun is more complicated compared to the cartoon – e.g. magnetic field is a

3d structure

- some eruptions show no/very little X-ray signature (particularly filament eruptions)
- some flares have no CMEs

# Large scale structures in the corona

- Images: SDO AIA 193 A, STEREO EUVI 195 A
  (filter contains Fe XII 195 A line, T~1.5 MK)
- Line-of-sight magnetograms: polarity inversion line (PIL)

- Active Regions: bi-polar, bright (emission), closed magnetic field (field lines perpendicular to PIL)
- Filaments: bi-polar, dark (absorption), closed magnetic field (field lines parallel to PIL)
- Coronal hole: uni-polar, dark (less dense), open magnetic field

# Coronal signatures of CMEs

- Data to use: SDO AIA, STEREO EUVI (A & B)

- Brightenings: flares, post-eruptive arcade (193), arcade footpoints (304, 193)
- Darkenings: dimmings (transient coronal holes), dark/absorbing/cool material rising (filament eruption)
- Off-limb: opening of closed coronal field lines, AIA 304 emission structure
- Not a signature of eruption: active region loop brightenings, (small) flares

# Coronal signatures of CMEs

Good period to study: SDO 2014-02-18 - 21 (use AIA 211, 193, 304)

# Coronal signatures of flares and CMEs

Dr. Karin Muglach
NASA/GSFC and CUA

SW-REDI 2016

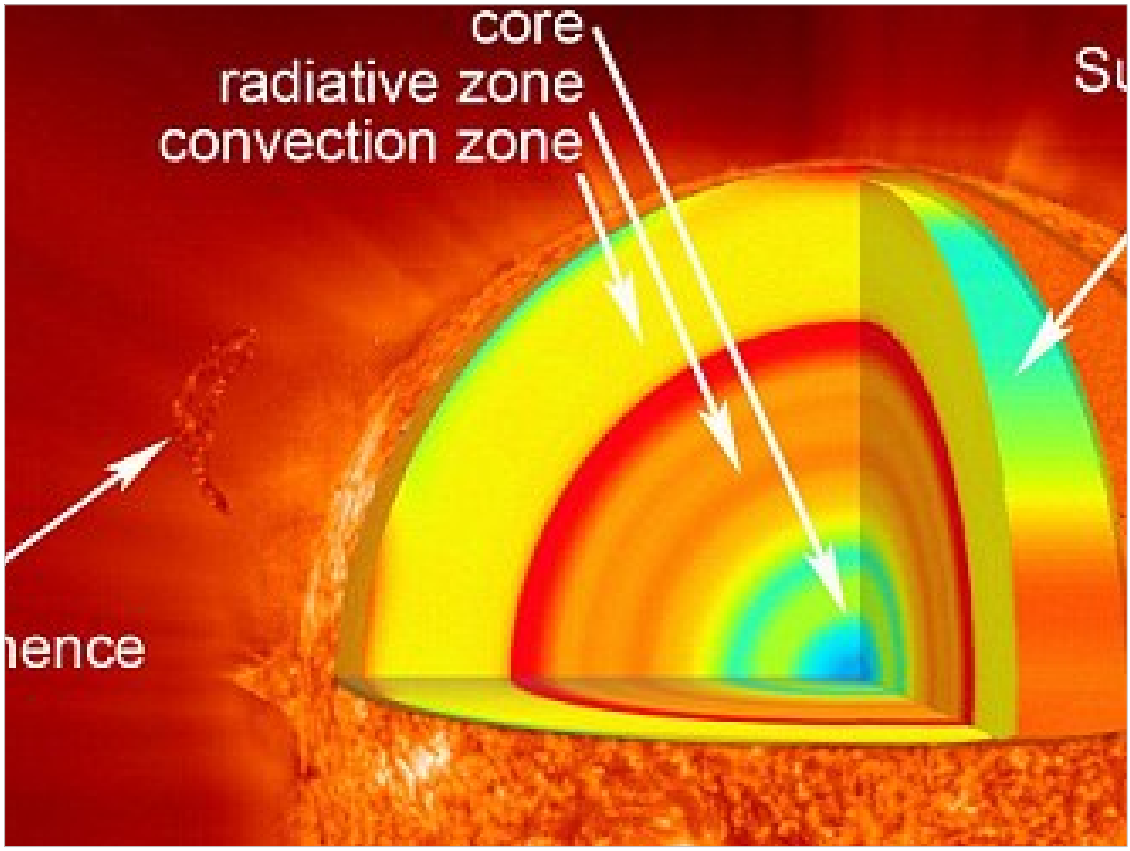
core
radiative zone
convection zone
Su
nence

# Large Scale Structures Near the Solar Surface

two kinds of measurement to collect information about the Sun:

Remote Sensing and In-situ Measurement

# Key for remote sensing of the sun (and stars): Solar Spectrum

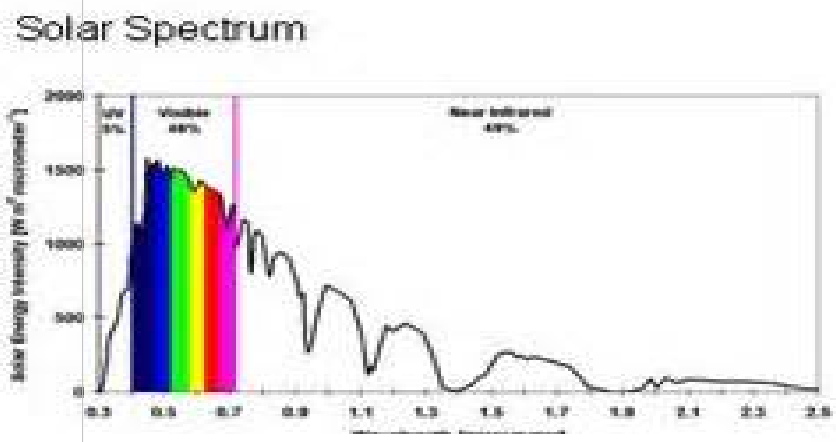


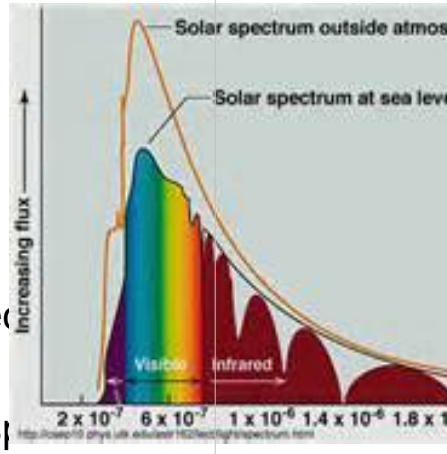


lar spe

solar s

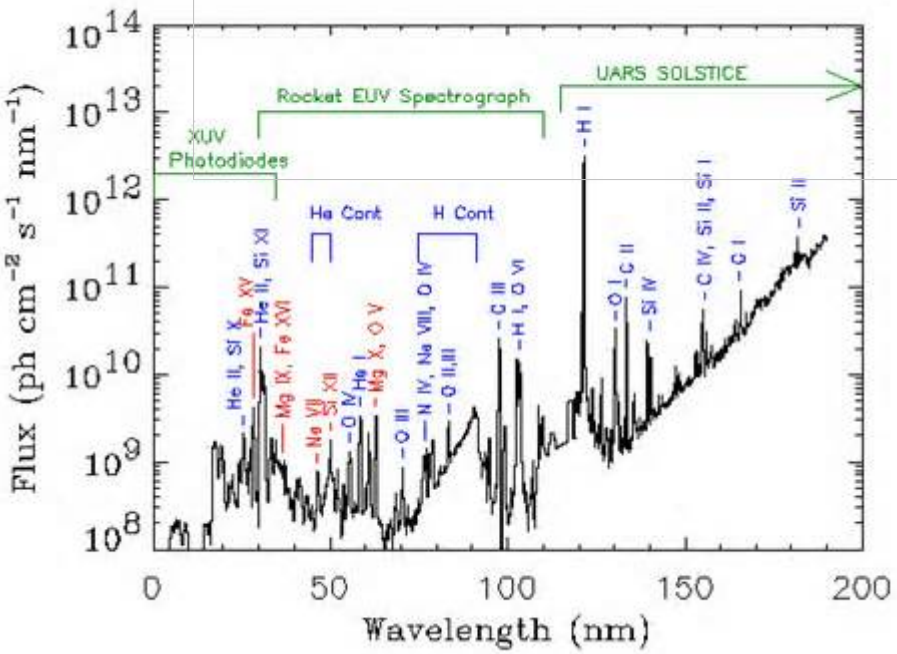

# Key for remote sensing of the sun (and stars): Solar Spectrum

*True-Color Irradiance Spectrum 392 to 692 nm from Kitt Peak Residual Irradiance Atlas (Kurucz 2005)*

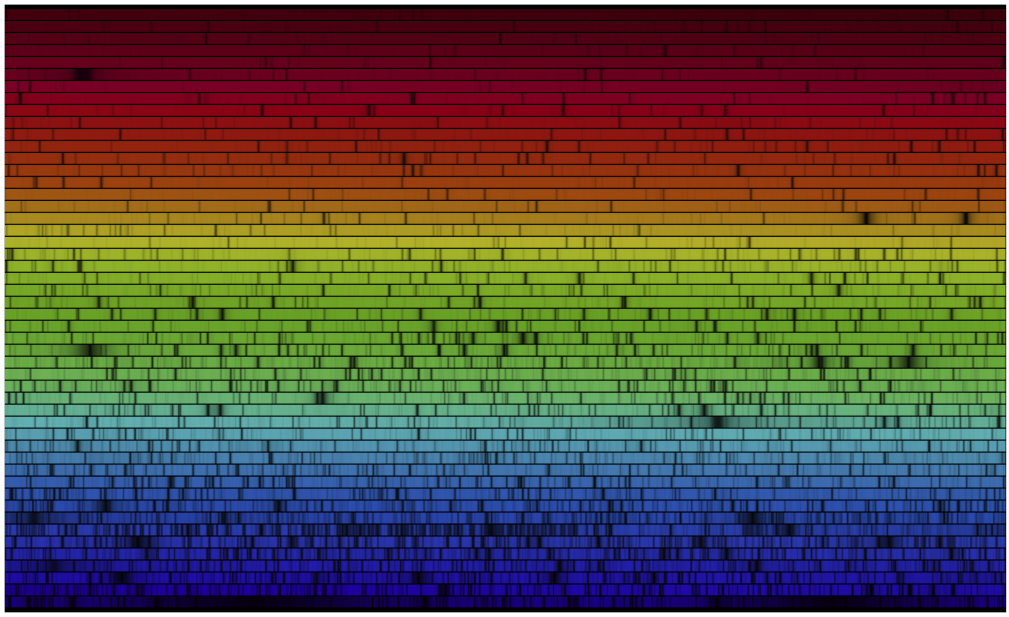

# Key for understanding solar activity: the solar magnetic field

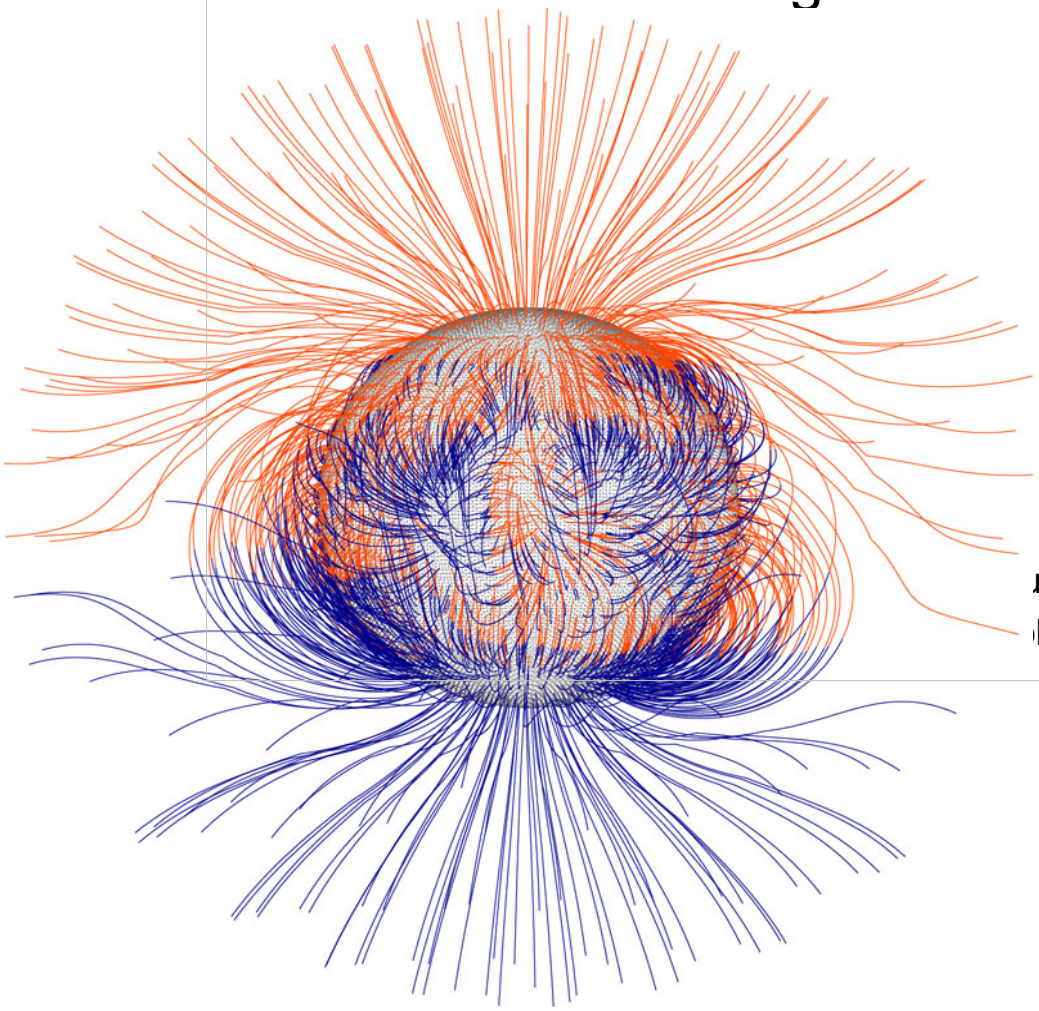

ure

hotospher



# Key for understanding solar activity: the solar magnetic field

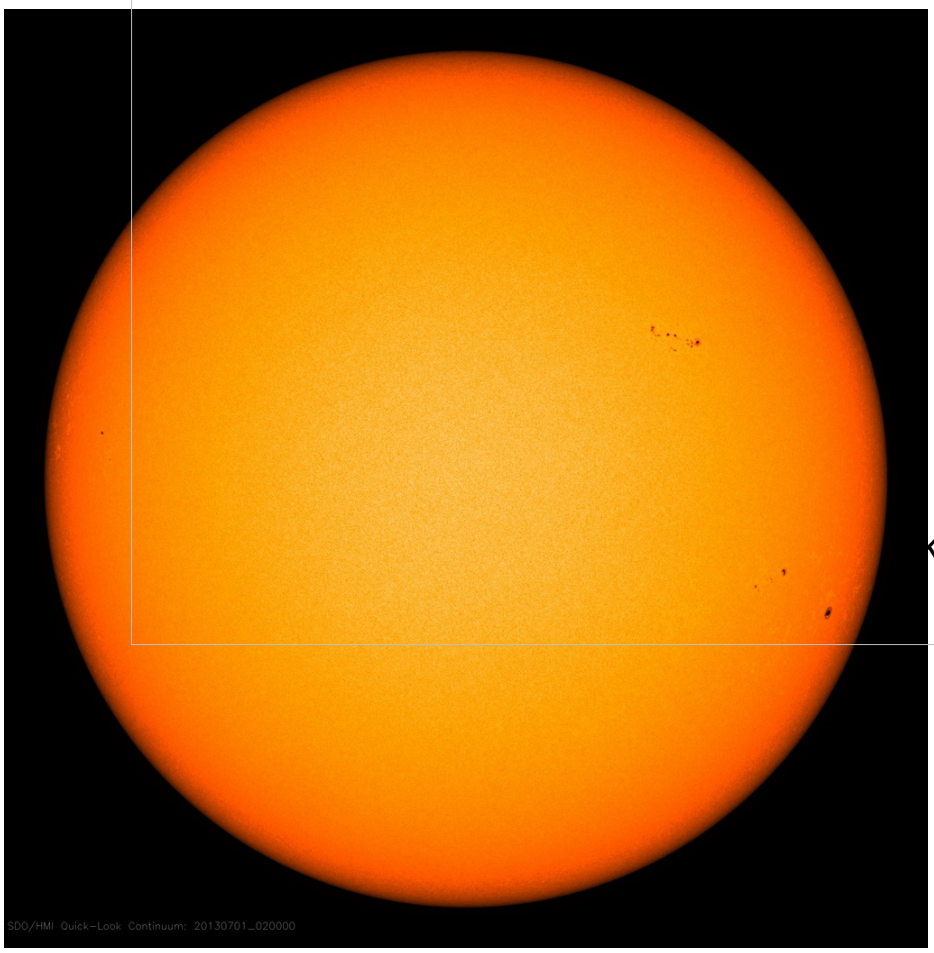


k lin



# Key for understanding solar activity: the solar magnetic field

Active Region evolution in white light and magnetogram (SDO).

# Key for understanding solar activity: the solar magnetic field

If we just have white light images and magnetograms:

Q: How are the polarities connected?

# Key for understanding solar activity: the solar magnetic field

If we just have white light images and magnetograms:

Q: How are the polarities connected?

A1: extrapolation

A2: corona images: outline (some) of the magnetic field connectivity!

# Key for understanding solar activity: the solar magnetic field



ge



# Key for understanding solar activity: the solar magnetic field

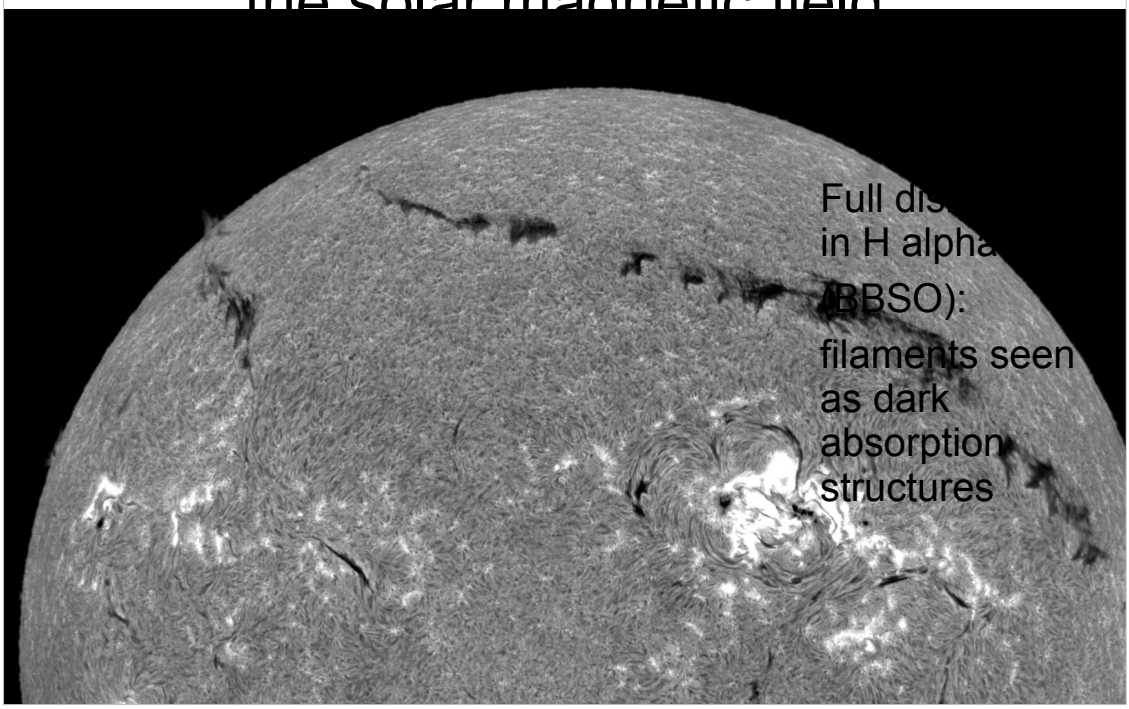

# Key for understanding solar activity: the solar magnetic field

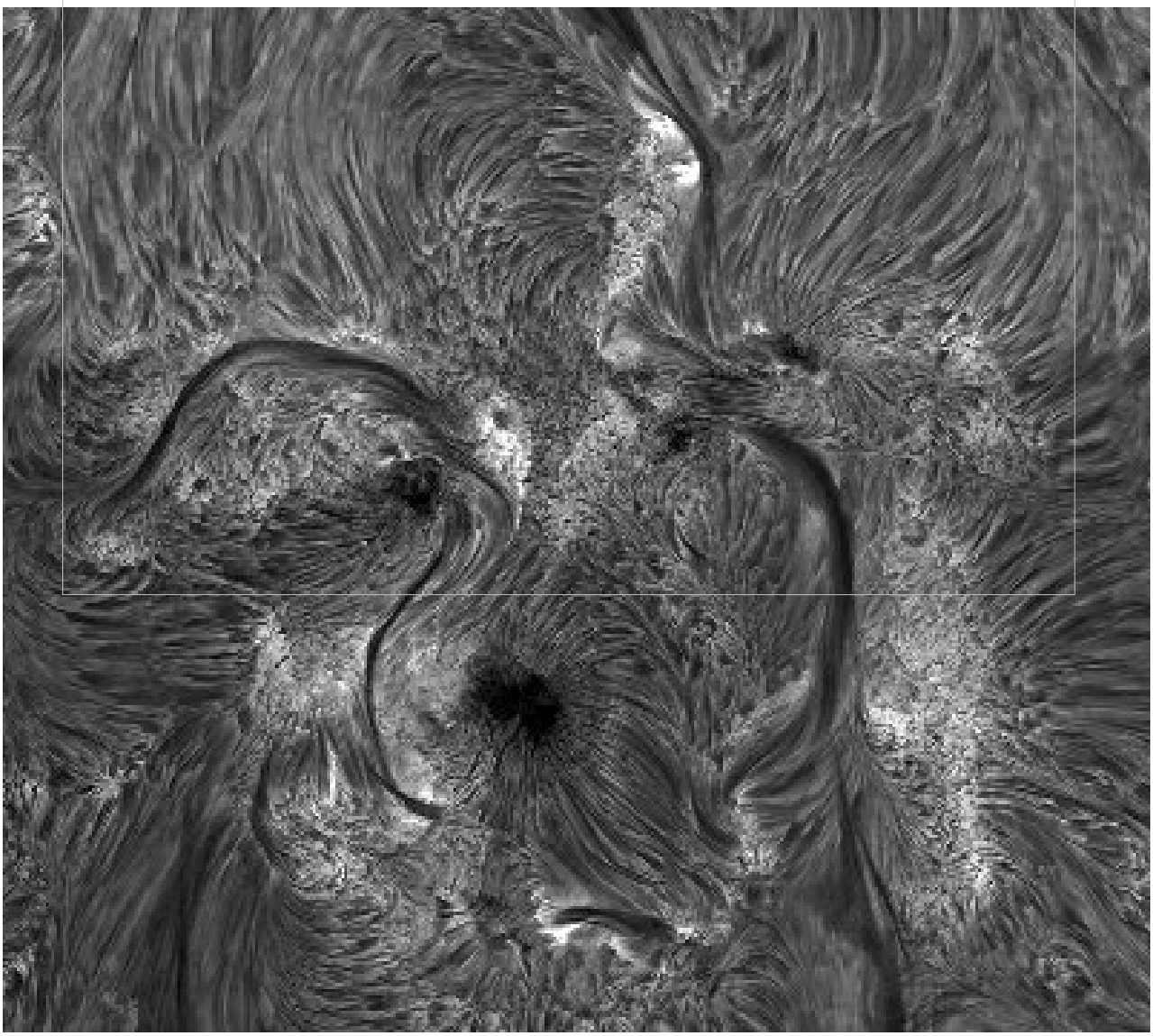

# Key for understanding solar activity: the solar magnetic field

Example of filaments:

- Quiescent filament in high spatial resolution (Hinode SOT)
- Filament eruption (SDO, composite)

SIMPLE (!!) cartoon of active region magnetic field

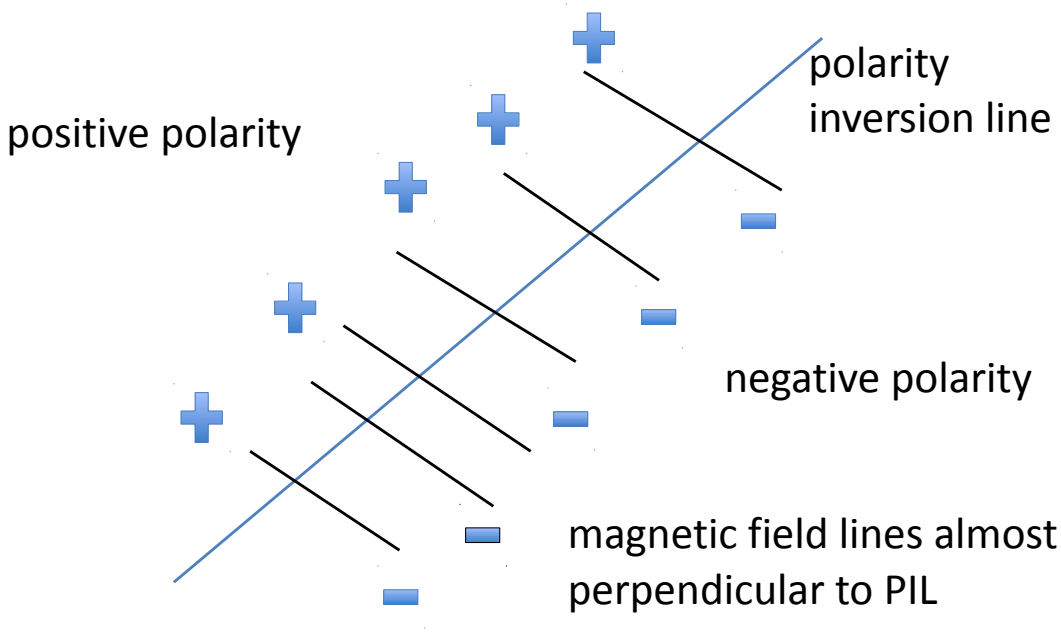

SIMPLE (!!) cartoon of filament magnetic field

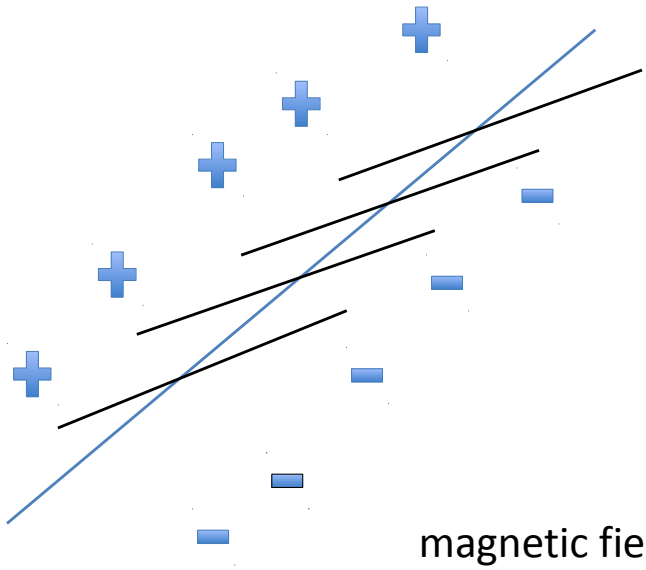

magnetic field lines almost parallel to PIL

# Key for understanding solar activity: the solar magnetic field

Notes on filaments:

- Filament: on-disk structure (seen in absorption)

  Prominence: same structure off limb (seen in emission)
- Best wavelengths: H alpha, He II 304, Fe XII 195 A (AIA, STEREO)
- All filaments have a PIL
- But not all PILs are filaments!

- Caution: full disk magnetograms give only the line-of-sight magnetic field – projection effects near the solar limb!

# Solar Eruptions: Flares and CMEs

- Energy is stored in the solar magnetic field (active regions and filaments): accumulated over a long period of time – days, weeks, months

- Energy is released in eruptions (flares, CMEs): in a short time scale (minutes, hours)

  Magnetic energy is converted to thermal energy (and radiative energy) and kinetic energy (e.g. mass motion in CMEs and SEPs)

# Solar Eruptions: Flares and CMEs

Solar Flares: Event that releases X-rays

X-ray monitor on-board GOES spacecraft (in Earth orbit), full disk monitor (no spatial information of location of flare on the sun)

larger events radiate also in other wavelengths especially in UV, EUV (and radio) → use SDO/AIA images to determine location!

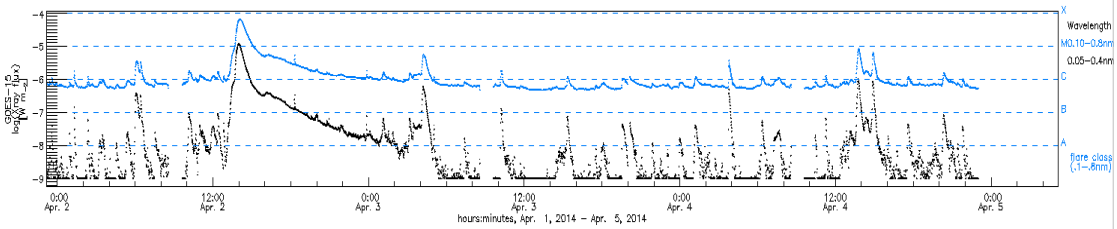

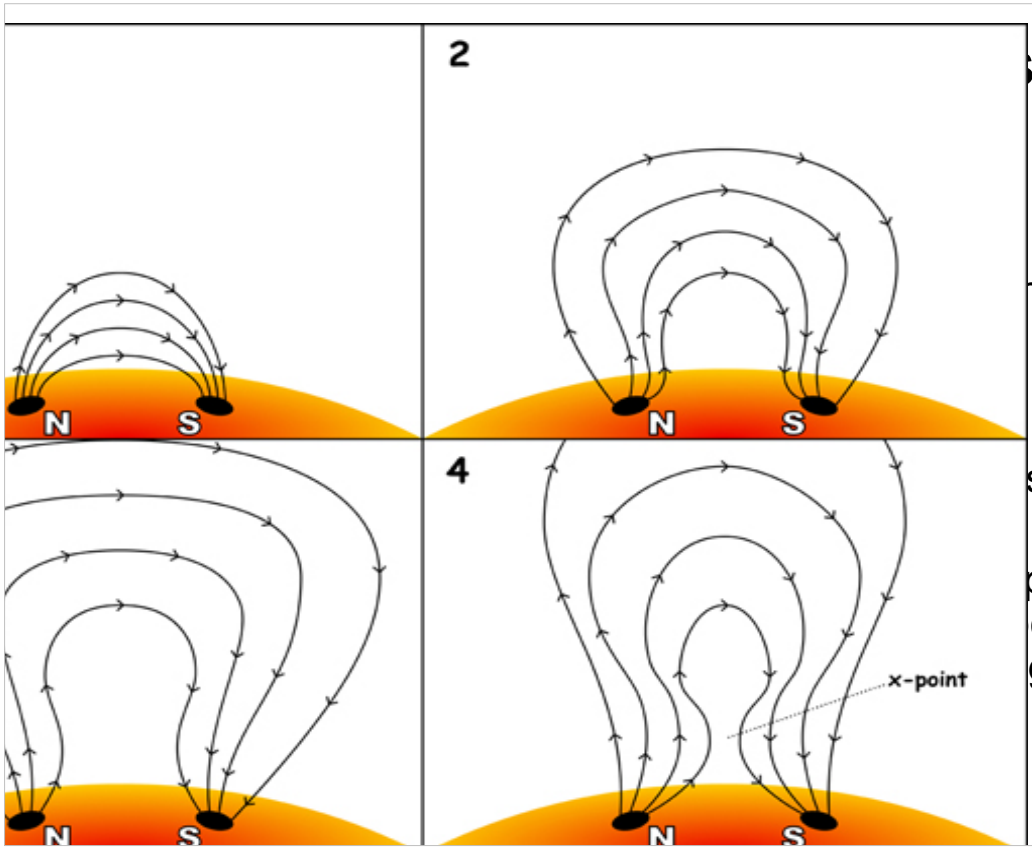


ne

s

ps
oint
g)

# Solar Eruptions: Flares and CMEs

Caution: the real sun is more complicated compared to the cartoon – e.g. magnetic field is a

**3d structure**

- some eruptions show no/very little X-ray signature (particularly filament eruptions)
- some flares have no CMEs

# Large scale structures in the corona

- Images: SDO AIA 193 A, STEREO EUVI 195 A
  (filter contains Fe XII 195 A line, T~1.5 MK)
- Line-of-sight magnetograms: polarity inversion line (PIL)

- Active Regions: bi-polar, bright (emission), closed magnetic field (field lines perpendicular to PIL)
- Filaments: bi-polar, dark (absorption), closed magnetic field (field lines parallel to PIL)
- Coronal hole: uni-polar, dark (less dense), open magnetic field

# Coronal signatures of CMEs

- Data to use: SDO AIA, STEREO EUVI (A & B)

- Brightenings: flares, post-eruptive arcade (193), arcade footpoints (304, 193)
- Darkenings: dimmings (transient coronal holes), dark/absorbing/cool material rising (filament eruption)
- Off-limb: opening of closed coronal field lines, AIA 304 emission structure
- Not a signature of eruption: active region loop brightenings, (small) flares

# Coronal signatures of CMEs

Good period to study: SDO 2014-02-18 - 21
(use AIA 211, 193, 304)